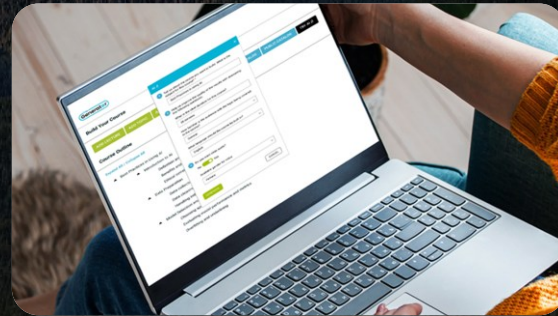
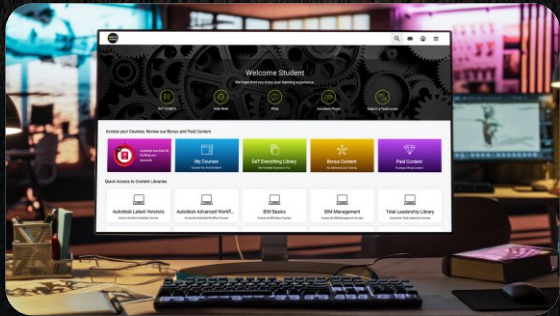




GeT Elevated

Next Level Training



Welcome Deedee

We hope that you enjoy your learning experience.



GeT Insights



Help Desk



FAQs




Autodesk Plugin



Submit a Testimonial

Access your Courses, Review our Bonus and Paid Content



Autodesk AutoCAD 2D Drafting and Annotation The Complete Guide
Resume ▶




My Courses
Courses You Are Enrolled In



GeT Everything Library
See Available Courses to You



Bonus Content
No Additional Cost Training



Paid Content
Purchase Official Content

Quick Access to Content Libraries



Autodesk Latest Versions
Access the latest Autodesk Courses



Autodesk Advanced Workflow
Access the Autodesk Workflow Courses



BIM Basics
Access the BIM Basic Courses




BIM Management
Access the BIM Management Courses



Total Leadership Library
Access the Total Leadership Courses



Microsoft
Access the Microsoft Courses



Adobe
Access the Adobe Courses



Safety Courses
Access the Premium Safety Courses



Safety Toolkit Talks
Access the Premium Safety Toolkits



UK Safety Courses
Access the Premium UK Safety Courses

Tips & General Information Links:

[What Is GeT Insights?](#)

[How Do I Access GeT Insights?](#)

[Do the GeT Insights Assessments Cover Advanced Training?](#)

GeT Insights

Skills Gap Assessments



Available Assessments:

- Autodesk Revit Architecture
- Autodesk AutoCAD 3D
- Autodesk Navisworks
- Autodesk Revit Structure
- Autodesk Inventor
- Autodesk AutoCAD 2D Drafting & Annotation
- Autodesk Revit MEP
- AutoCAD Civil 3D
- Autodesk Construction Cloud—*New July 18, 2025*

- ✓ **Identify knowledge gaps** with GeT Insights skills gap assessments – built to provide accurate testing and reporting on learner’s knowledge in the most popular AEC software.
- ✓ **Spend less time training** with access to custom learning paths, complete with the content each learner needs to review based on areas of weakness identified in their skills gap assessment. This enables learners to focus on developing the skills they need, not the skills they already have.
- ✓ **Report on progress** with ‘question by question’ quiz results and extensive skills gap reports, which can be shared with managers and employers, or downloaded and saved for future records.

Tips & General Information Links:

[Does GeT Insights Allow for Multiple Attempts?](#)

[Do the Custom Learning Paths in the LMS\(Course\) & GeT Insights Align?](#)



Take skills gap assessment quiz



Receive skills gap reporting



Access auto-generated custom learning path



Report on closed skills gaps

GeT Insights

A 'Smart Exam' Solution

Autodesk Revit Architecture

Autodesk Revit Architecture The Complete Guide

- Starting a Project
- Creating Walls
- Adding Doors
- Editing Tools
- Editing Tools II
- Grouping
- Retrieving Information
- Working with Project Views
- Working with Components

Latest Score: 32.00%
Latest Attempt Date: 2025-03-20 20:18:38
Custom Learning Path Progress: 27.27%

Re-take Assessment

View Historical Results

Notify

Notification History

Tips & General Information Links:

[How Long Does it Take to Complete a GeT Insights Assessment?](#)

[How Long Does it Take to Complete a GeT Insights Custom Learning Path?](#)

[GeT Insights - Notifying an Admin of Completion](#)

Note: Leaving the exam without completion means you will have to start from the beginning next try.

Student Name

Autodesk AutoCAD 3D

Score: 56.00%

Attempt Date: 12-Apr-2022

Question 1: You can use Mass Properties on 2D Regions.

True
False

Your Answer

Question 2: Which of the following are type of shots in ShowMotion feature...? (Select All that apply)

Still
Cinematic
Recorded Walk
Path
Sketchy
Fly-through

Your Answer
Your Answer
Your Answer

Question 3: Flatshot only works in a Paper Space Layout.

True
False

Confirm

Do not leave the assessment while in progress.

PROCEED